



Agribusiness Job Board

User Guide

California Center for International Trade Development
at State Center Community College District
"Making the World Your Market"

citd@sccd.edu | Tel: 559.243.7280

Home
About Us
Services
Resources
Calendar
News
Contact
Ag Jobs

Job Board

Welcome to the CITD job board featuring a special community where agribusiness employers can post job listings and those looking for agribusiness jobs can browse for free!

For Employers: To post jobs, please create an account using the blue "Login / Sign up" button below. Your account request will be reviewed and you will be notified of your account status within 24 hours. Once your request has been approved, you will be able to create a profile on the CITD Job Board and post your company's job openings.

Job Board

Search

Agribusiness Job Board

Browse local job postings from Agribusiness companies in California's Central Valley

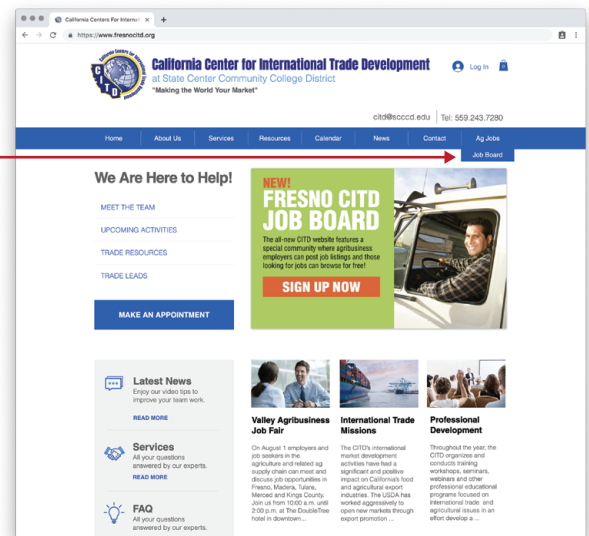
Sort by: Newest ▼ [Create New Post](#)

Title			Recent Activity
Example Job Post Title Company Name · a few seconds ago	0	0	a few seconds ago ⋮
Example Job Post Title Company Name · a few seconds ago	0	0	a few seconds ago ⋮
Example Job Post Title Company Name · a few seconds ago	0	0	a few seconds ago ⋮
Example Job Post Title Company Name · a few seconds ago	0	0	a few seconds ago ⋮
Example Job Post Title Company Name · a few seconds ago	0	0	a few seconds ago ⋮
Example Job Post Title Company Name · a few seconds ago	0	0	a few seconds ago ⋮
Example Job Post Title Company Name · a few seconds ago	0	0	a few seconds ago ⋮

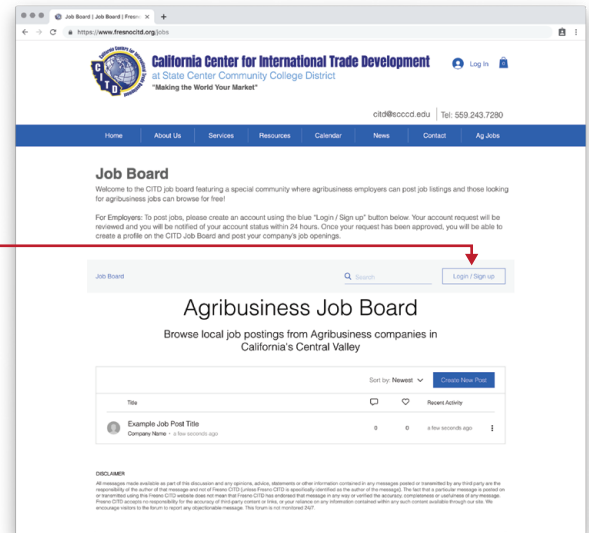
DISCLAIMER

All messages made available as part of this discussion and any opinions, advice, statements or other information contained in any messages posted or transmitted by any third party are the responsibility of the author of that message and not of Fresno CITD (unless Fresno CITD is specifically identified as the author of the message). The fact that a particular message is posted on or transmitted using this Fresno CITD website does not mean that Fresno CITD has endorsed that message in any way or verified the accuracy, completeness or usefulness of any message. Fresno CITD accepts no responsibility for the accuracy of third-party content or links, or your reliance on any information contained within any such content available through our site. We encourage visitors to the forum to report any objectionable message. This forum is not monitored 24/7.

To create an account as an agribusiness employer on the CITD website, first navigate to the **Job Board** page



Click the **Login/Sign up** button



Fill out the required information and click **Sign Up**

Employer Registration
Sign up to post on the Agribusiness Job Board

Example Company

First Name

Last Name

example@email.com

www.example.com

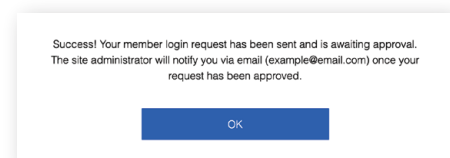
☒ Join the community

Sign up

Already a member? **Log In**

Be sure to check the box to **Join The Community**

You will see a success message letting you know your account is being reviewed.



Once your account has been approved, you can set up your profile by logging in at the top of any CITD website page.



Click the **Log In** button at the bottom of the registration pop-up box.

A screenshot of the "Employer Registration" form. The title is "Employer Registration" with the subtitle "Sign up to post on the Agribusiness Job Board". The form contains input fields for "Company Name", "First Name", "Last Name", "Email", "Website", and "Set Your Password". There is a checkbox for "Join the community". At the bottom, there is a black "Sign up" button and a link that says "Already a member? Log In". A red arrow points from the text above to the "Log In" link.

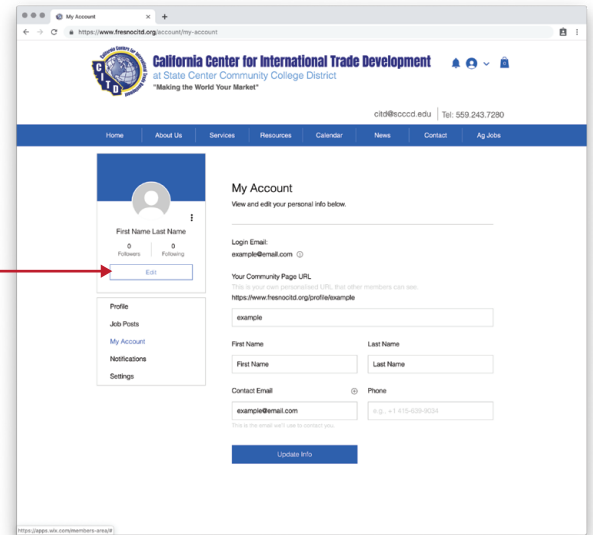
Log in with the information you used when registering for the account.

A screenshot of the "Log In" page. The title is "Log In" with the subtitle "New to this site? Sign Up". The form has input fields for "Email" (with the placeholder "example@email.com") and "Password" (with masked characters "****"). There is a link for "Forgot password?". At the bottom is a blue "Log In" button.

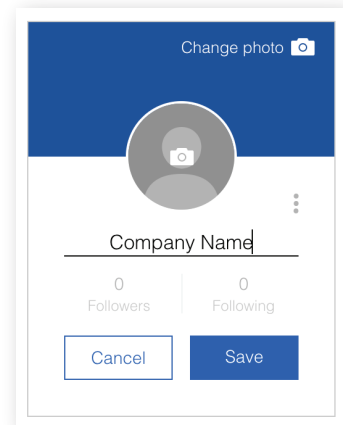
After you have logged in, click the blue profile icon at the top of any page and click **My Account**



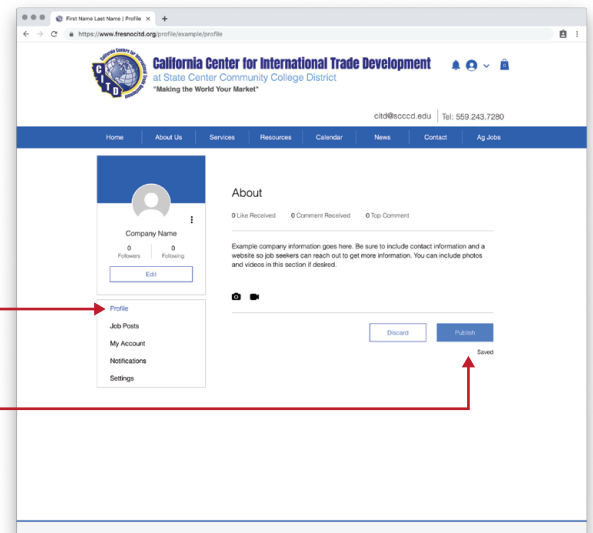
Here you can add a profile image and a background image and update your display name. Click the blue **Edit** button to start.



Use the name of your company as the display name so job seekers can identify the job post properly.



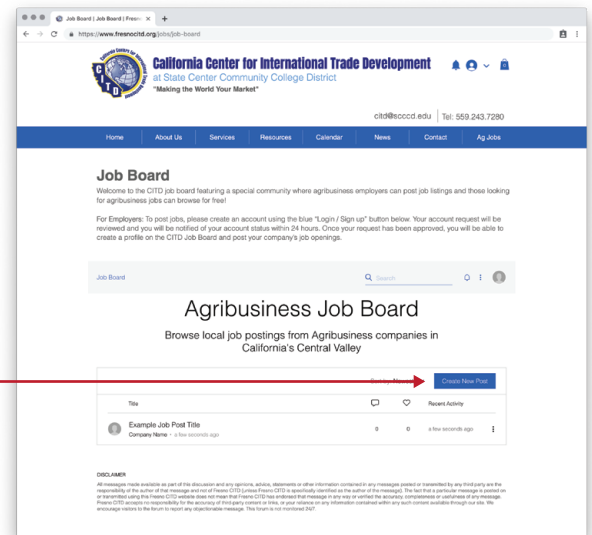
Click **Profile** and edit the About section to tell job seekers more about your company. Be sure to include a website.



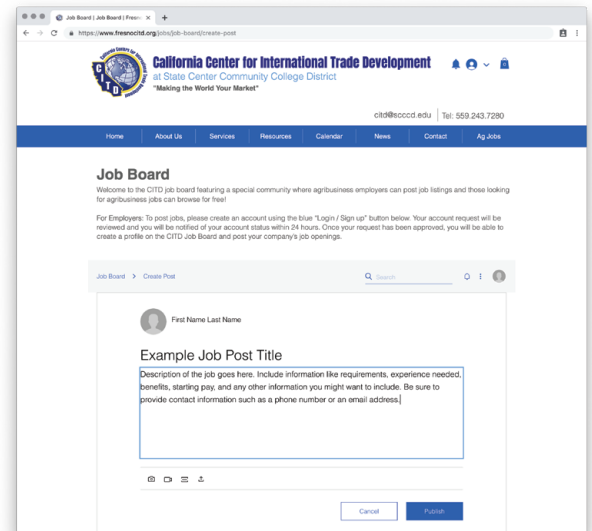
Click **Publish** to save changes.

To post a job on the Agribusiness Job Board, log into your account and navigate to the job board page.

Click the blue **Create New Post** button



Fill in the title and description of the job.



Tools like bold, bullets, links, etc. can be used by highlighting the text that needs to be formatted and selecting the tool from the pop-up toolbar.

Click **Publish** to save the post and make it live.

